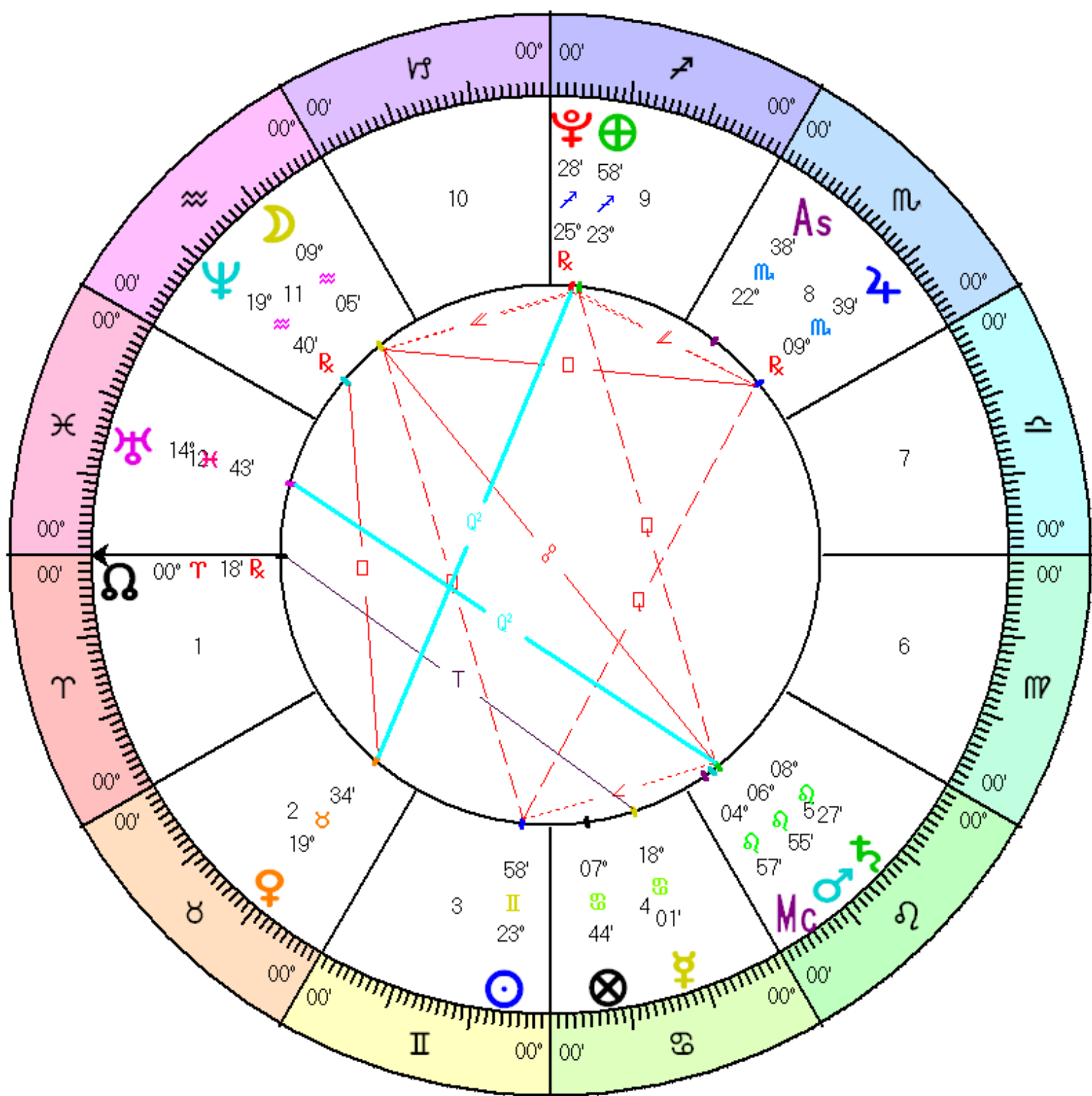


Animation
Transits 16 Jun 2006
Event Chart (0)
 15 Jun 2006
 2:51 pm AEST -10:00
 Sydney, NSW
 33°S52' 151°E13'
Geocentric
Tropical
0° Aries
True Node



Clock
 Animation
 Date & Time
 15 Jun 2006
 2:51 pm
 Step by
 1 Hours

 Animation Speed

 Faster Slower
 Wheel



Hi folks,

A brief overview of astroanalysis for the weeks ahead, in June 2006.

To paraphrase Henry Weingarten, 'big indicators bring big events and big events need big indicators'. Of course, he was referring to astrological/astronomical indicators, as a guide to world events.

Now, this month brings some longer-term planetary cycles into play, so it's an opportune time to share some of the aspects, that astrotraders look at, in their market analysis.

On 15 June 2006, Venus is square Neptune and biquintile Pluto, so we might expect oil prices to fall, around this time.

By 12:50 pm AEST on 15/06/2006, our moon has triggered a kite pattern, with Pluto/Earth as the focus and the Sun sesquisquare Jupiter and Moon. At the same time, our Moon also triggers the Mars/Saturn conjunction in Leo, as it moves directly opposite to those major planets see astrochart above ☺

In the same chart, another biquintile is featured, between the Mars/Saturn conjunction and Uranus, being another infrequent planetary event and the Mars/Saturn conjunction is also sesquisquare to Pluto and parallel to the same aspect between Sun and Moon.

A semisquare between the Sun and the Mars/Saturn conjunction and a tredecile aspect between Mercury and the Moon's North Node, as it makes its ingress into Pisces.

Overall, that chart sets the negative tone for the next couple of weeks, through to the end of June 2006 and the negative connections, between Mars/Saturn and Pluto and Uranus, would seem to indicate a further slide in the mining and drilling sector (Pluto) and hitech (Uranus) sector, in the short term at least.

We should also note that Uranus is on station to go direct, about 19/06/2006, so this biquintile aspect between the Mars/Saturn conjunction and Uranus will be quite intense and will linger on, as is evident, in subsequent astrocharts.





Finally, we move past the June solstice, to 24 June 2006 and our astrochart below shows Venus ingressing Gemini and sextile North Node, as it enters Pisces long term changes for some currencies expected here.

Meanwhile, the slow-moving Saturn is still in a negative sesquiquare with Pluto, as well as the biquintile to Uranus. Jupiter is also square Saturn, this also being a negative aspect.

Triggering those planetary energies, between Jupiter, Saturn and Uranus will be two simultaneous lunar aspects at this time, with square between the Moon and Uranus and another biquintile, between our Moon and Jupiter.

With the Sun making a sesquiquare to Neptune and a tredecile to Uranus, we should expect further significant news/moves in the oil, at this time.

Finally, here we have a highly unusual configuration, where two planets in conjunction are also at the same declination, as a third planet 😊

See final chart below, as Mars/Saturn conjunct also share the same declination as Venus, at 19 degrees North.

Whilst there's a lot of variables, as regards longitude, we can speculate that any world event may be close to 95 degrees west (mid-west USA), 141 degrees west (Pacific Ocean), 129 degrees east and already discussed above, 92 degrees east, 75 degrees east 60 degrees east.

It would not be surprising however, for us to see a world event focused on the 19 degrees North latitude, which also happens to run through the middle of the Gulf of Mexico 😊

So, while there's no extensive analysis here, as to exactly WHAT will happen throughout the course of the next few weeks, these astro-indicators have already given us a brief overview of WHERE and WHEN, we may well expect some significant world events, that will no doubt influence the markets, over the next few weeks.

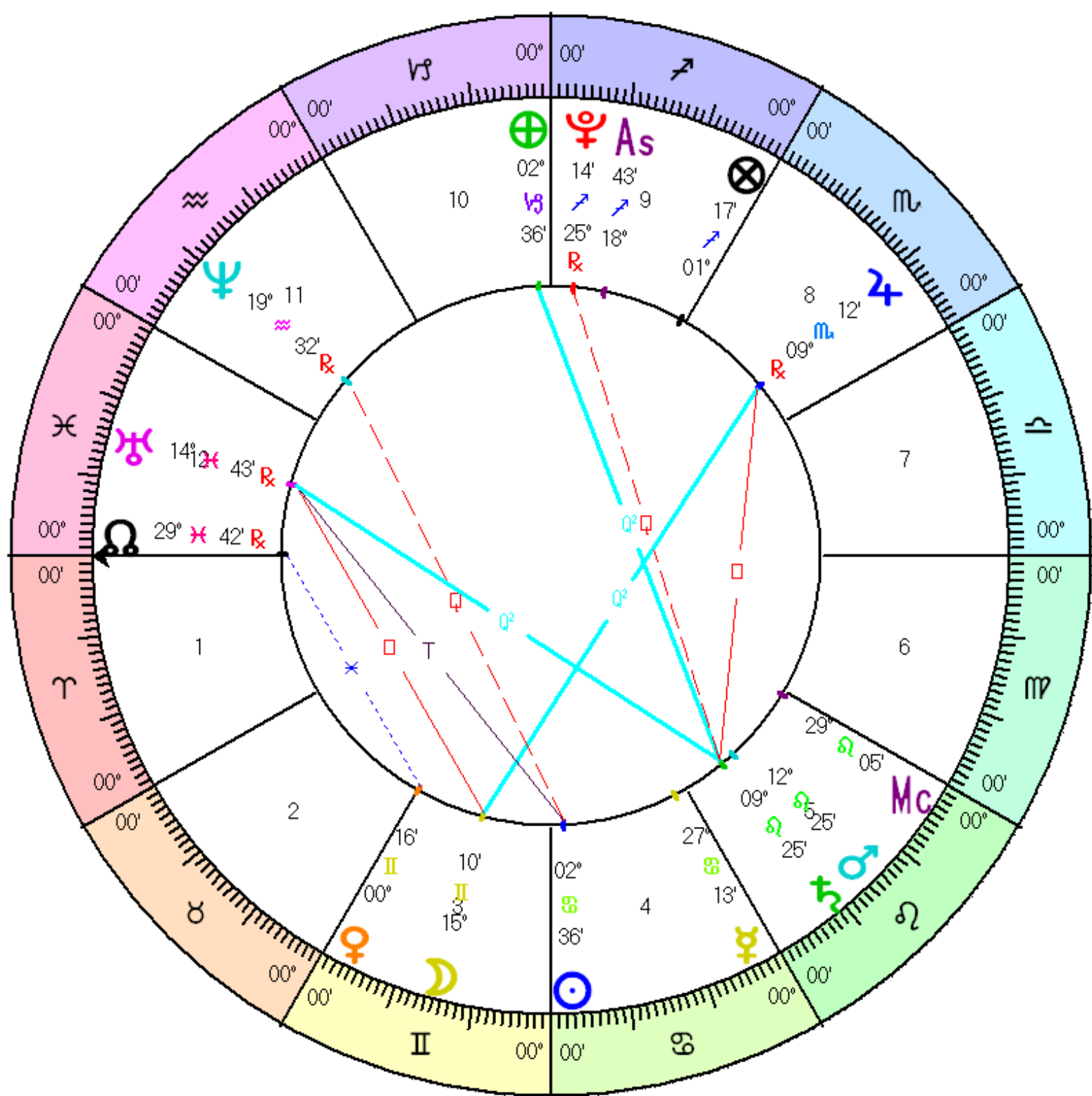
----- 😊

Animation
Transits 16 Jun 2006

Event Chart (0)

24 Jun 2006
3:51 pm AEST -10:00
Sydney, NSW
33°S52' 151°E13'

Geocentric
Tropical
0° Aries
True Node



Clock
 Animation

Date & Time
24 Jun 2006
3:51 pm

Step by
1 Hours

Animation Speed
Faster Slower

Wheel

Jun 2006

20

21

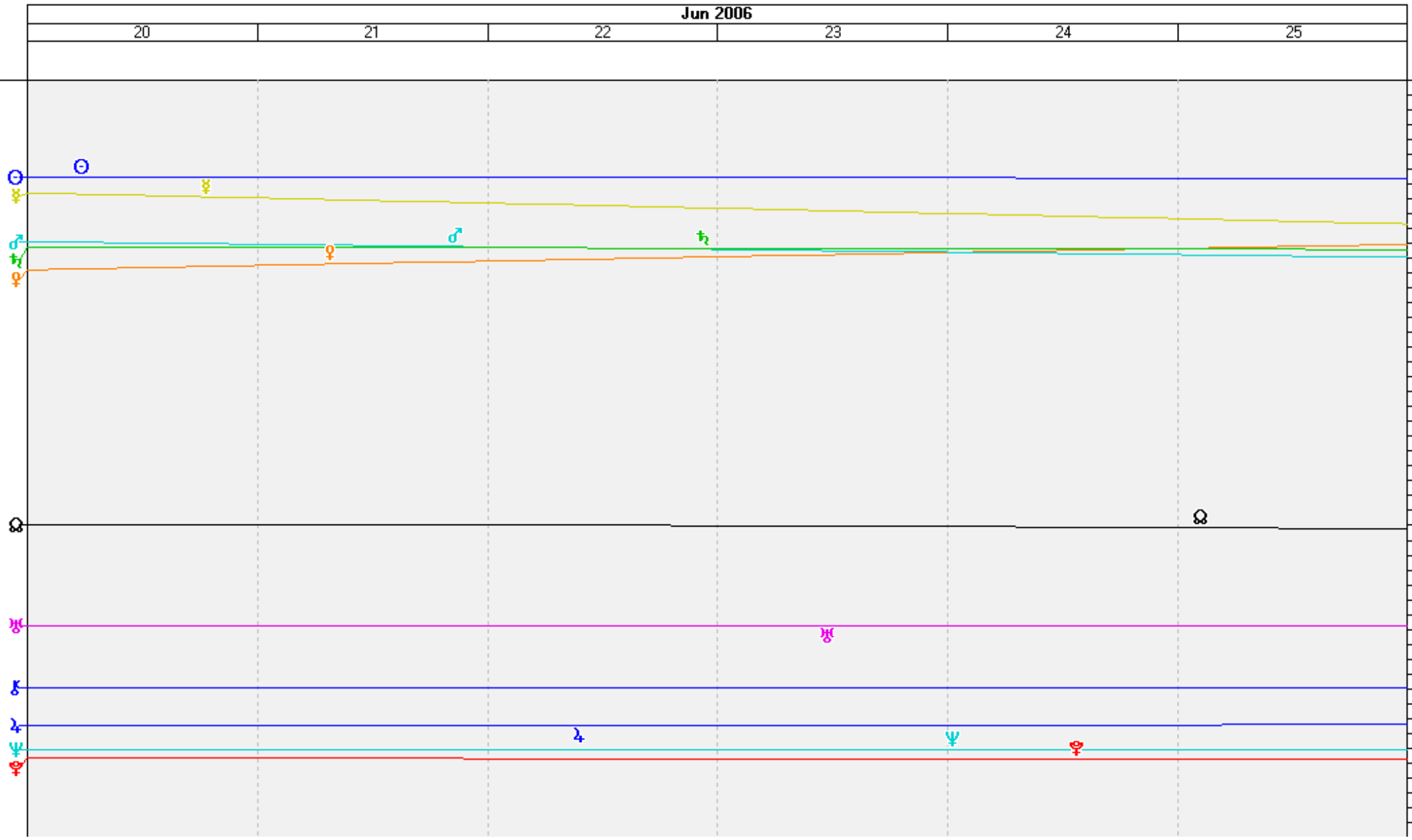
22

23

24

25

30°
20°
10°
0°
-10°
-20°

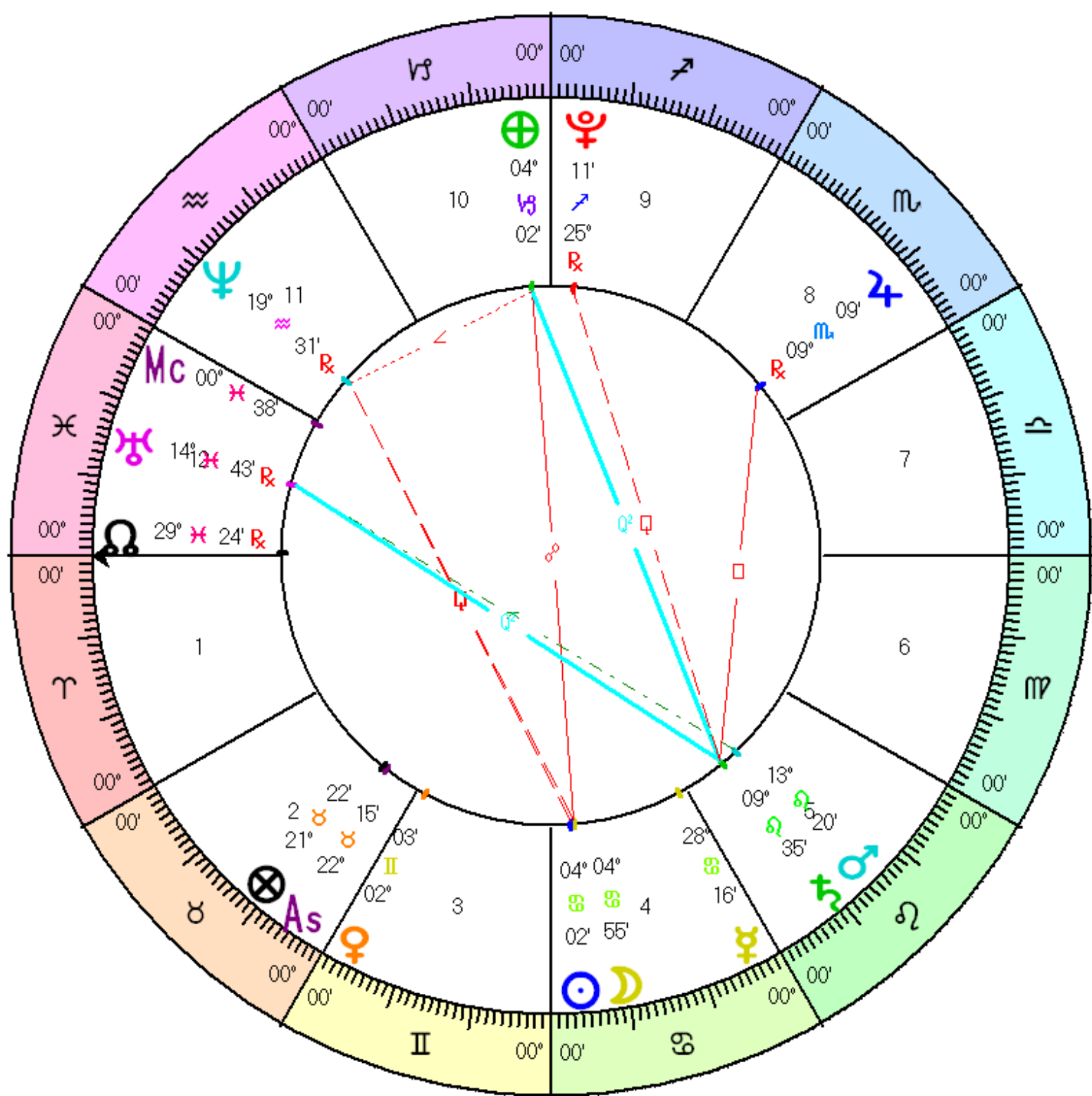


Animation Transits 16 Jun 2006

Event Chart (0)

26 Jun 2006
3:51 am AEST -10:00
Sydney, NSW
33°S52' 151°E13'

Geocentric
Tropical
0° Aries
True Node



Clock
 Animation

Date & Time
26 Jun 2006
3:51 am

Step by
1 Hours

Animation Speed
Faster Slower

Wheel